

Aerosol Treatments and your Horse



INTRODUCING The **AeroHippus*** Equine Aerosol Chamber (EAC)

The **AeroHippus*** Equine Aerosol Chamber (EAC) was developed by Trudell Medical International in collaboration with the Cumming School of Veterinary Medicine at Tuft's University to be used along with a metered dose inhaler (MDI) or *puffer* to deliver aerosol medication to your horse. Since 1990, inhaled aerosol medications have been used to treat horses with respiratory disease. However, the **AeroHippus*** EAC is a revolutionary new product designed to simplify the aerosol delivery process.

Traditionally horses were delivered inhaled aerosol medications via aerosol mask chambers. These chambers are bulky and can be difficult to use. In addition, some horses become quite agitated when the mask is placed over their muzzle.

The **AeroHippus*** EAC is a convenient, portable chamber which is simply placed over one of the horse's nostrils. Once the *puffer* is depressed the chamber separates the large particles from the small, breathable particles and holds them suspended until your horse inhales – ensuring the delivery of medication to the lungs.

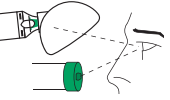
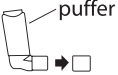
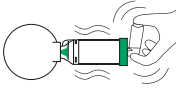
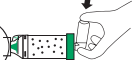
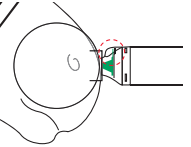

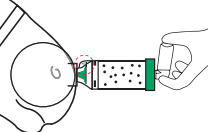

With a chamber volume of 198mL, the **AeroHippus*** EAC was developed to deliver the optimum dose of medication to the lung.

To learn more about aerosol science, visit our website at

www.aerohippus.co.uk

Easy to Use Instructions:

For complete instructions, please see the package insert.

-  Look for foreign objects, and ensure all components are intact.
-  Remove cap from *puffer*.
-  Insert *puffer* into the back of the **AeroHippus*** EAC and shake.
-  Depress the *puffer* into the chamber.
-  Gently apply mask to one nostril and ensure an effective seal. As your horse inhales, the **Flow-Vu*** Inspiratory Flow Indicator (IFI) should flutter or move toward the horse. If your horse experiences anxiety, speak to your veterinarian for advice.
-  The **Flow-Vu*** IFI will return to the vertical position when the horse stops inhalation or exhales.
-  Horses will need to take 3-5 breaths through the chamber after depressing the *puffer*. Ensure the veterinarian's dosage instructions are followed and that only one puff of medication is delivered at a time.
-  Follow instructions supplied with *puffer* regarding the amount of time to wait before repeating instructions 3-7 as prescribed.

AeroHippus[®]
Equine Aerosol Chamber

Manufactured by:



Trudell Medical International¹

725 Third Street, London, Ontario, Canada, N5V 5G4
Phone: +1-519-455-7060 Fax: +1-519-455-7858
Toll Free Within North America: 1-800-465-3296
Email: aerohippus@trudellmed.com

101462-001 Rev.A, Nov 2007. Printed in Canada.
* trademarks and registered trademarks of Trudell Medical International. Copyright © Trudell Medical International 2007. All Rights Reserved. ¹Couëtill LL et al. Inflammatory Airway Disease of Horses. ACVIM Consensus Statement. J Vet Intern Med 2007;21:356-361.

AEROSOL DRUG DELIVERY for EQUINE RESPIRATORY DISEASE



AeroHippus[®]
Equine Aerosol Chamber

www.aerohippus.co.uk

Respiratory disease in equines negatively affects the ability of the horse to be a good recreational or racehorse.

The patented, lightweight **AeroHippus*** Equine Aerosol Chamber (EAC) is used with the following types of equine respiratory disease:

Inflammatory Airway Disease (IAD): Chronic, intermittent cough, increased mucoid airway secretions, and decreased performance. Can affect horses of any age and clinical signs at rest are usually subtle.

Recurrent Airway Obstruction (RAO): Disease of the lower airways, resulting in coughing and exercise intolerance. Tends to affect mature to older animals. (Commonly referred to as Heaves)¹



The **Flow-Vu*** indicator on the **AeroHippus*** EAC

The **Flow-Vu*** indicator on the **AeroHippus*** EAC will help you count the number of breaths your horse has taken through the chamber and ensure that there is a satisfactory seal, both of which help ensure the delivery of the aerosol medication to the deepest part of your horse's lungs.

When the **Flow-Vu*** indicator flutters or moves toward your horse, the horse is inhaling.

When the inhalation stops, the **Flow-Vu*** indicator returns to the vertical position.

Product Features

- Convenient and portable chamber is much smaller than mask devices currently on the market
- Simple to use and easy to clean
- One size fits all – from foals to warm bloods
- Low Price – significantly lower than Mask Equine Systems currently on the market
- **Flow-Vu*** indicator gives you the peace of mind in knowing your horse is inhaling the medication they need and allows monitoring of the number of breaths taken
- Unique, durable, anti-static polymer chamber ensures the puffer medication is delivered deep into your horse's lungs

IF YOU HAVE ANY QUESTIONS ABOUT THE **AeroHippus*** EAC CONTACT YOUR VETERINARIAN.

For delivery of medication via wet aerosol nebulizer or humidification devices try **AeroMask*** Equine System also developed by Trudell Medical International.



Trudell Medical International

Trudell Medical International develops and manufactures pharmaceutical aerosol drug delivery devices for both human and animal health applications.

We are dedicated to providing unsurpassed quality products for the management of respiratory diseases.

Visit www.aerohippus.co.uk for more information